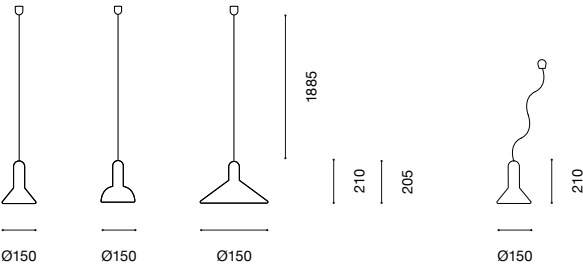


TORCH LIGHT

Sylvain Willenz













Type
Suspension Light



Design
2008
Designer
Sylvain Willenz

With its tactile, PVC dipped polymer the Torch Light reveals its references to the shape and material of the typical torch, while the diamond-textured diffuser cleverly references the glass of a car headlight. It's easy to create a fun, vibrant look by combining different colours and sizes within the same space or to state your style by choosing the Torch Light bunch, an ultra-modern feature chandelier. Heroic in black or red, quiet and calm in cocoa grey and signal grey, bespoke drop heights provide architecturally bold pieces for double or triple height ceiling spaces.

Dimensions	Cable Length	Weight	Lamp Colour	Cable Colour
S1 cone: Ø150 × H210mm	L1885mm	0.4kg	 Black RAL 9011	 Black RAL 9011
S2 round: Ø150 × H210mm	L1885mm	0.4kg	 Red RAL3020	 Red RAL3020
S3 cone: Ø300 × H205mm	L1885mm	0.8kg	 Signal Grey RAL 7004	 Red RAL3020
T1 cone: Ø150 × H210mm	L2000mm	0.6kg	 Signal Grey RAL 7004	 Yellow RAL 1023
			 Yellow RAL 1023	 Yellow RAL 1023

Materials	Wiring Type	Supply Voltage	Colour Temperature	Bulb Fitting
PVC dipped polymer shade and ceiling fixing, clear diamond textured polycarbonate diffuser.	Mains voltage	220/240Vac, 50-60Hz 110/120Vac, 60Hz	S1, S2 & S3: 3000K	E14 - 220/240V E12 - 110/120V
	Types of Insulation	Dimmable	Life Expectancy	Light Source Supplied
	Class II (2)	Luminaire compatible with dimming devices <small>Notes: professional installer to advise on suitable dimmer and bulb combination.</small>	25,000 hours	E14 - 220/240V LED 5W - Warm White (not dimmable) (use only LED bulbs max 6W) E12 - 110/120V bulb not supplied
	Ingress Protection Rating		Lumens	
	IP20		470 lm	

Packaging Dimensions	Weight	Notes	Care & Maintenance
S1 cone: H240mm × L230mm × D190mm	0.7kg	S1, S2, S3 & T1: CE	Clean with a soft dry cloth. Do not use alcohol, polishes, abrasives or any solvents to clean the product, as they may damage the material. This product is for indoor use only. Keep out of direct sunlight. Protect against exposure to heat above 60°C. Not recommended for continuous use over 16h.
S2 round: H240mm × L230mm × D190mm	0.7kg		
S3 cone: H230mm × L380mm × D380mm	1.6kg		
T1 cone: H240mm × L230mm × D190mm	0.7kg		